

# Planning for Powerful Learning



Powerful Learning is personal and accessible, authentic and challenging, collaborative and connected, and inquisitive and reflective. By designing learning experiences that reflect these principles, educators can deeply engage their students in learning and ensure the purposeful use of technology. Use this guide as a tool for thought when planning for Powerful Learning experiences.





## Identify Goals and Evidence

**What are the learning outcomes you would like to see?** Consider process as well as product. Also consider relevant standards and established curriculum. Design clear goals for the learning experience that allow for flexibility in achieving the goals.

**What evidence, during and after learning, will demonstrate that this learning is happening?** Do the standards/curriculum require a specific mode of expression, or are they flexible (e.g. Students will write an essay vs. Students will express)? What will success look like?

# Design the Experience

As you plan the methods and materials for this Powerful Learning experience, consider these guiding questions. Refer back to your learning goals and evidence to ensure alignment. Reflect upon how the Powerful Learning experience you are designing will move students towards these goals, as evidenced by their process and products.

<p><b>Personal &amp; Accessible</b></p> 	<p>How will the learning environment and experience <b>create a safe space</b> where all learners can succeed? How will the experience be designed so that it is <b>accessible by learners with diverse interests and varied abilities</b>? Where will students have <b>voice, choice, and decision-making power</b>?</p>
<p><b>Authentic &amp; Challenging</b></p> 	<p>What will be the authentic purpose for learning that engages learners' desire to better their world? How will this learning experience <b>connect to the lived experiences</b> of the students? What scaffolds will be necessary to ensure all students are engaged in a <b>productive struggle</b>?</p>
<p><b>Connected &amp; Collaborative</b></p> 	<p>How will this experience foster <b>collaborative problem solving</b>? What opportunities will there be for students to <b>learn from one another</b>? In what ways will this project <b>connect with other people</b> inside or outside of the school?</p>
<p><b>Inquisitive &amp; Reflective</b></p> 	<p>How will students have the opportunity to <b>ask questions that will guide their learning</b> of the topic? At what points during learning will students <b>recall prior learning</b> and <b>make connections</b> to new learning? How will students <b>reflect on their learning</b> and the learning process both during and after the experience?</p>

# Prepare for Facilitation

What is the clear and concise question, challenge, or prompt that will guide students?

What resources — both material (information, tools, etc.) and social (collaborators, mentors, etc.) — will support students during learning?

What indicators will let you know when students need additional support?